

TEXAS PRESCRIPTION MONITORING PROGRAM

FISCAL YEAR 2022

PMP Data Quarter Four

JUNE 01, 2022 - AUGUST 31, 2022



8,780,463

Controlled substances dispensed, as reported to the Texas Prescription Monitoring Program (PMP) in FY 2022-Q4.

WHO IS REGISTERED TO USE THE PMP?

% registered by license type

Numbers based on most recent agency data of active licenses in Texas, as of January 2022.



97.1%
PHARMACISTS



82.6%
PODIATRISTS



77%
PHYSICIAN
ASSISTANTS



75%
DENTISTS



67.9%
PHYSICIANS
(MD, DO)



61.2%
REGISTERED
NURSES



25.5%
OPTOMETRISTS



18.1%
VETERINARIANS



70.3%
TOTAL % OF
ELIGIBLE USERS
REGISTERED



TEXAS
Health and Human Services



TEXAS STATE
BOARD OF
PHARMACY

txpmp.org

WHO USES THE TEXAS PMP?

% of user searches by license type



49.9%
PHYSICIANS
(MD, DO)



36.9%
PHARMACISTS



7.4%
APRNS



3.2%
PHYSICIAN
ASSISTANTS



1.4%
OTHER



1.3%
PRESCRIBER
DELEGATES

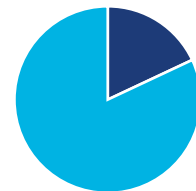
62,828,573
Total user searches

TOP 5 CONTROLLED SUBSTANCES DISPENSED

Controlled substances	# of Rx
HYDROCODONE	1,191,981
DEXTROAMPHETAMINE	915,356
TRAMADOL	871,354
ALPRAZOLAM	658,985
CODEINE	631,983

INTEGRATED ACCESS

Integration allows providers immediate access to the PMP through their Electronic Health Records (EHR).



19%
FROM PMP
AWARE WEB
INTERFACE

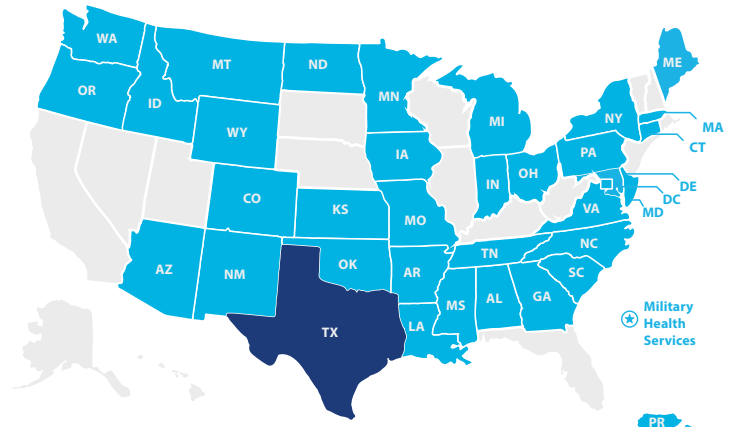
81%
FROM AN
INTEGRATED EHR

50,900,540

Searches from an integrated EHR

PARTNER STATES

Texas partners with 36 other states, territories, and entities to share data via the PMP Interconnect.



Military Health Services

PR

TEXAS PRESCRIPTION MONITORING PROGRAM

FISCAL YEAR 2022

PMP Data Annual Summary

SEPTEMBER 01, 2021 - AUGUST 31, 2022



35,008,136

Controlled substances dispensed, as reported to the Texas Prescription Monitoring Program (PMP) in FY 2022.

WHO IS REGISTERED TO USE THE PMP?

% registered by license type

Numbers based on most recent agency data of active licenses in Texas, as of January 2022.



97.1%
PHARMACISTS



82.6%
PODIATRISTS



77%
PHYSICIAN
ASSISTANTS



75%
DENTISTS



67.9%
PHYSICIANS
(MD, DO)



61.2%
REGISTERED
NURSES



25.5%
OPTOMETRISTS



18.1%
VETERINARIANS



70.3%
TOTAL % OF
ELIGIBLE USERS
REGISTERED



TEXAS
Health and Human Services



TEXAS STATE
BOARD OF
PHARMACY

txpmp.org

WHO USES THE TEXAS PMP?

% of user searches by license type



50.4%
PHYSICIANS
(MD, DO)



37%
PHARMACISTS



7%
APRNS



3%
PHYSICIAN
ASSISTANTS



1.3%
OTHER



1.3%
PRESCRIBER
DELEGATES

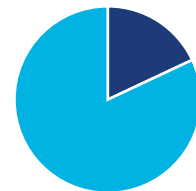
243,501,750
Total user searches

TOP 5 CONTROLLED SUBSTANCES DISPENSED

Controlled substances	# of Rx
HYDROCODONE	4,692,322
DEXTROAMPHETAMINE	3,553,133
TRAMADOL	3,494,874
ALPRAZOLAM	2,641,447
CODEINE	2,626,058

INTEGRATED ACCESS

Integration allows providers immediate access to the PMP through their Electronic Health Records (EHR).



19%
FROM PMP
AWARE WEB
INTERFACE

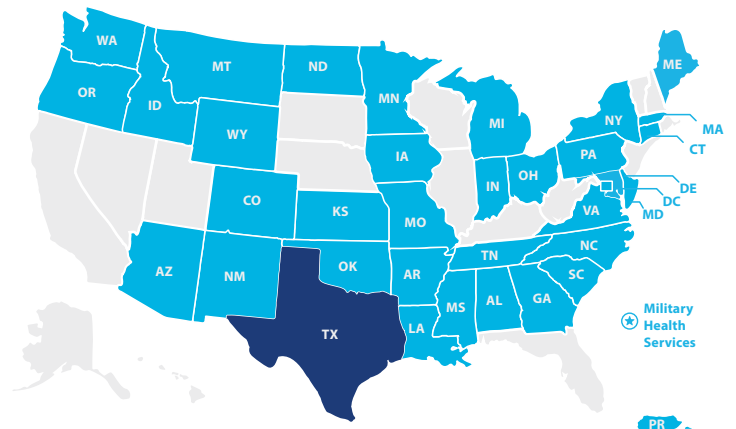
81%
FROM AN
INTEGRATED EHR

197,946,419

Searches from an integrated EHR

PARTNER STATES

Texas partners with 36 other states, territories, and entities to share data via the PMP Interconnect.



Military Health Services

PR