

TEXAS PRESCRIPTION MONITORING PROGRAM

FISCAL YEAR 2023

PMP Data Quarter Three

MARCH 1, 2023 – MAY 31, 2023



8,833,044

Controlled substances dispensed, as reported to the Texas Prescription Monitoring Program (PMP) in FY2023-Q3.

WHO IS REGISTERED TO USE THE PMP?

% registered by license type

Numbers based on most recent agency data of active licenses in Texas, as of May, 2023.



98.9%
PHARMACISTS



84.6%
PHYSICIANS
(MD, DO)



84.2%
PHYSICIAN
ASSISTANTS



78.2%
PODIATRISTS



75.7%
DENTISTS



48.5%
REGISTERED
NURSES



30.9%
OPTOMETRISTS



16.4%
VETERINARIANS



73.8%
TOTAL % OF ELIGIBLE
USERS REGISTERED

182,412 Total registered users

WHO USES THE TEXAS PMP?

% of user searches by license type



43.8%
PHYSICIANS
(MD, DO)



41.8%
PHARMACISTS



8.4%
APRNS



3.5%
PHYSICIAN
ASSISTANTS



1.7%
OTHER



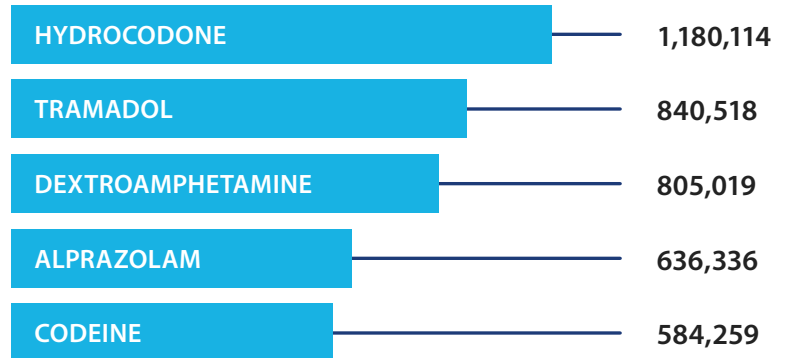
0.6%
PHARMACY
TECHNICIANS

65,384,544
Total user searches

TOP 5 CONTROLLED SUBSTANCES DISPENSED

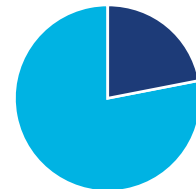
Controlled substances

of Rx



INTEGRATED ACCESS

Integration allows providers immediate access to the PMP through their Electronic Health Records (EHR).



22%
FROM PMP
AWARE WEB
INTERFACE

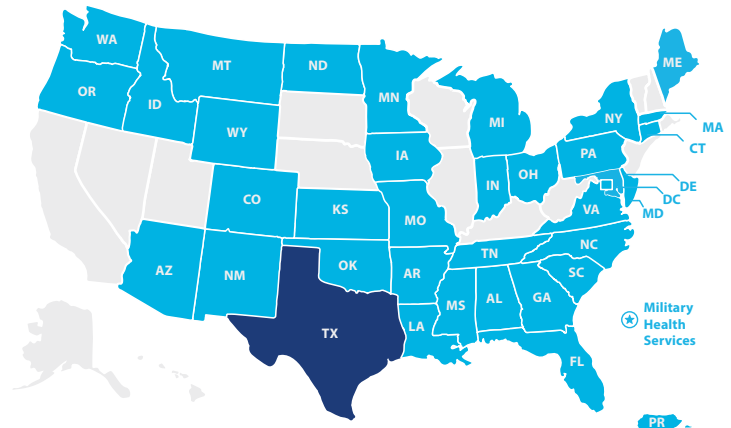
78%
FROM AN
INTEGRATED EHR

50,875,620

Searches from an integrated EHR

PARTNER STATES

Texas partners with 37 other states, territories, and entities to share data via the PMP Interconnect.



TEXAS
Health and Human Services



TEXAS STATE
BOARD OF
PHARMACY

txpmp.org